

HOLIDAY HOMEWORK

📖 Session: 2025–26 📖

🎒 Class: NURSERY 🎒



Student Details:

Name: _____

Roll Number: _____

Section: _____


Teacher's Name: _____

Summer Holiday Homework

Class-Nursery

Day 1

- - Recite Rhyme 1 with actions.
- - Draw straight lines on paper.

A large empty rectangular box with a black border, intended for the student to draw straight lines as part of their homework.

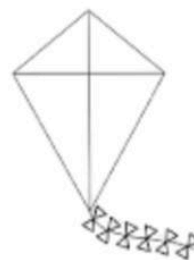
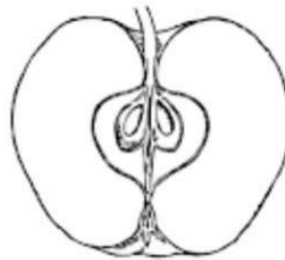
Day 2

- -Learn 1- 10 in oral.


- - Say your name and age aloud.

Day 3

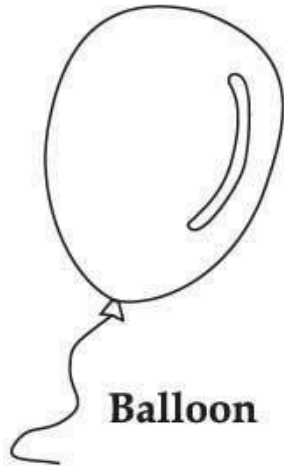
- - Color pictures of things starting with A and B. (Include pictures if possible)




Bb




Bird



Balloon



Bananas




Butterfly



Bear

- - Trace standing line and sleeping line

Standing Line




Sleeping Line



- - Revise Rhyme 1.

Day 4

- बिंदुओं को मिलाइए



- - Practice curved lines in a sand/flour tray.
- - Draw your face (Myself). (Include pictures if possible)

Day 5

- - Learn Rhyme 2.
- Learn oral

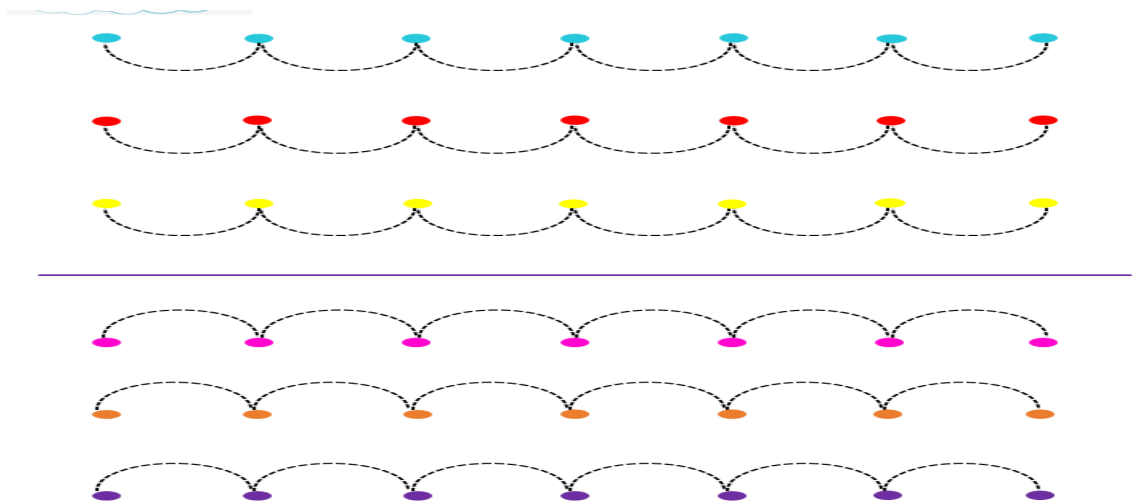
What is your name?

How old are you?

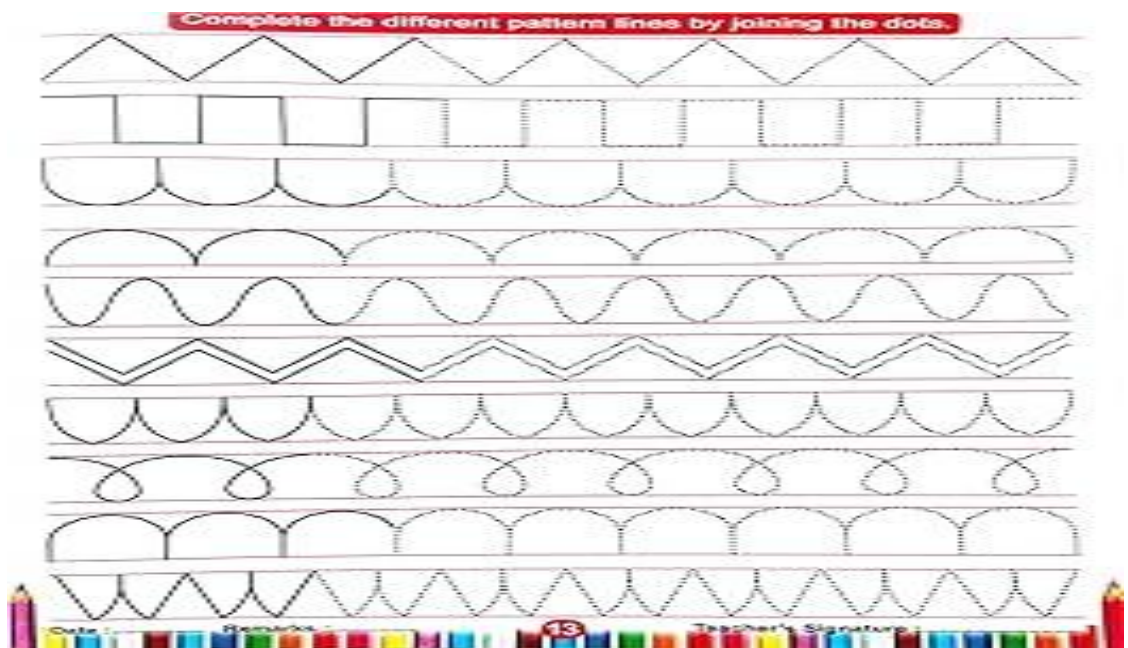
What is the name of your school?

Day 6

- - बिंदुओं को मिलाइए



- - Join dots to form a zigzag line.




- - Talk about your parents.(Oral)

What is your father's name?

What is your mother's name?

Day 7

- - Say A to E aloud using flashcards.
- - Trace half circle.




- - Recite Rhyme 2 with music.

Day 8

- - Oral revision of स्वर अ to ई.
- - Draw and color your house.



- - Paste family photo



Day 9

- - Identify letters A to E from newspaper (oral)
- - forward counting 1 to 10(oral)
- - Repeat Rhymes 1 and 2.

Day 10

- Match picture with swar

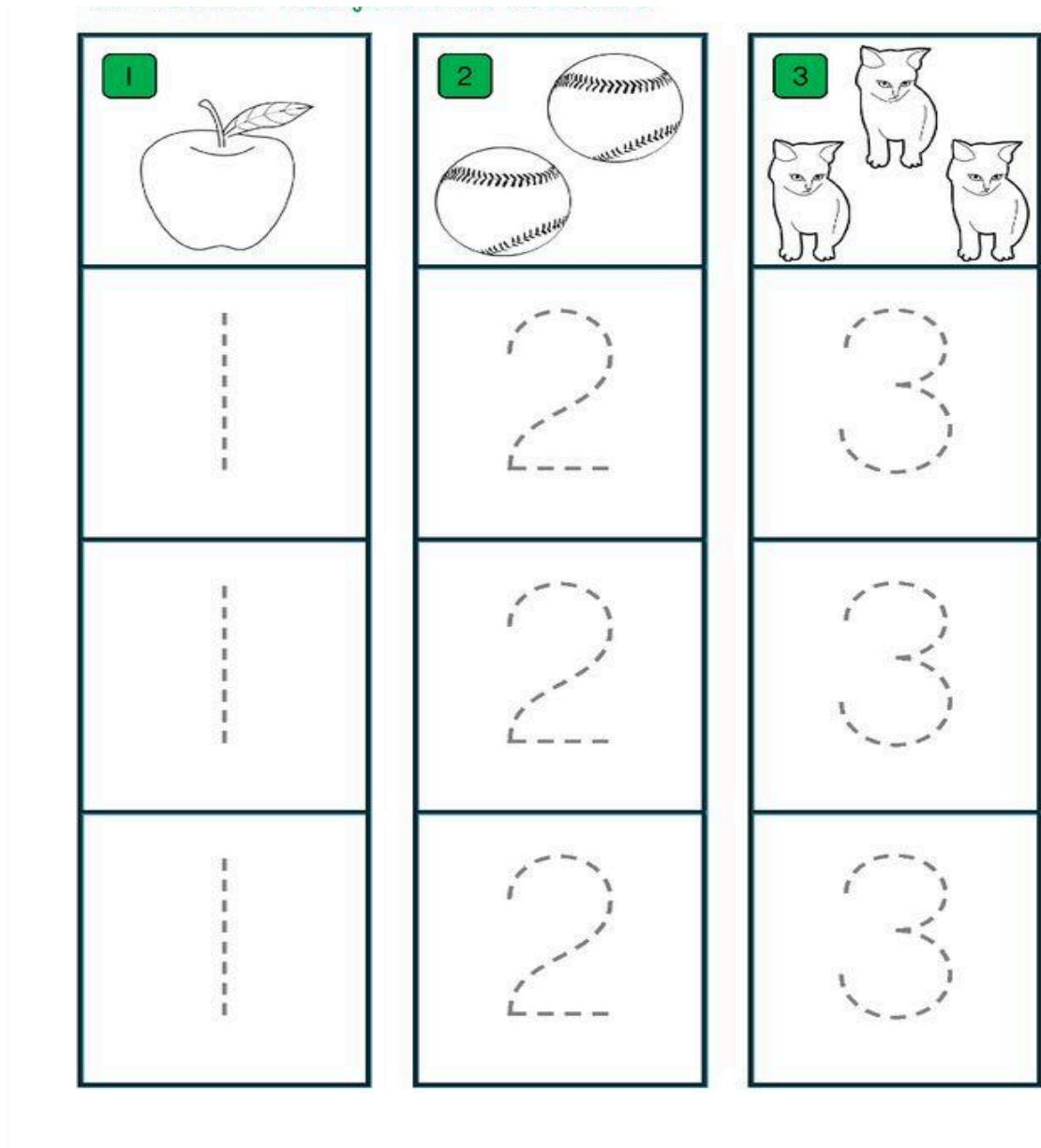


इ
ऊ
ई
अ
आ
उ

- With the help of clay form number 1 to 10
- - Say who lives in your house.

Day 11

- - Watch phonics video A-E sounds.
- - trace number 1,2,3



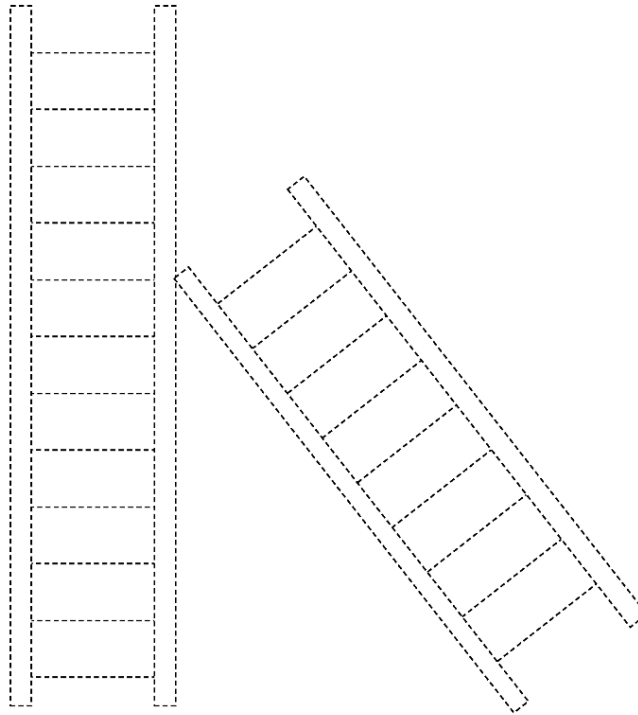
- - Practice Rhyme 3 with expressions.

Day 12

- - Trace 3H to 3F on slate.


- - Draw staircase pattern. (Include pictures if possible)

Trace the lines and color the picture



Day 13

- - Trace the curve pattern



- - Identify numbers 1-10.
- - Repeat all 3 rhymes.

Day 14

- trace letter ॐ



- - Make a finger puppet.


Day 15

- - Alphabet game with blocks.
- - Arrange numbers 1-10.

- - Record rhyme and show family.

Day 16

- - Oral quiz on स्वर अ-ई.
- - Color your favourite fruit and vegetable



- - Count and match worksheets.



4

3

5

1

2

Day 17

- - Match letters A–E with pictures. (Include pictures if possible)

A

B

C

D

E




- - Learn Days of Week song.
- - Create a short rhyme.

Day 18

- - Draw 2 things with अ, आ.(Include pictures if possible)

--	--

- - Draw curves/spirals with crayons. (Include pictures if possible.



- - Talk about a family member.

Day 19

- - Write A–E with help.

--	--	--	--	--

- - Count 1 to 10 on your fingers.
- - Dance to all 3 rhymes.

Day 20

- - Oral recap of all subjects.
- - Show all work to parents.
- - Get a sticker for finishing!